



**Product description**

T9 is a single pole thermal circuit breaker / supplementary protector for general industrial use with cycling trip-free release in a compact housing. The attractive design offers snap-in mounting, quick connect terminals and push to reset operation.  
Rated currents available from 4 A up to 16 A.

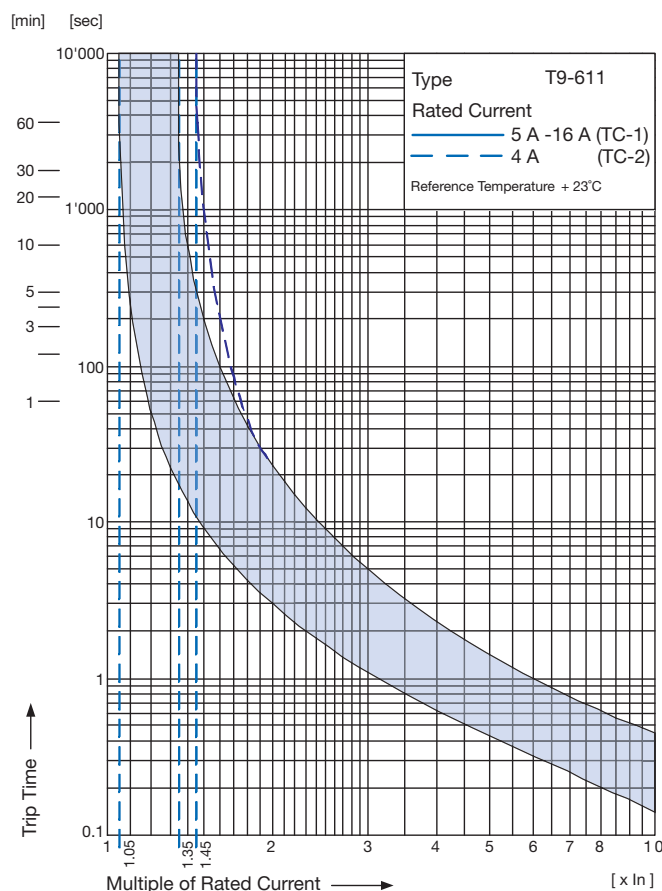
Typical applications are USP, power supplies, charging units, power tools, household appliances, electrical machines for leisure and hobby.

**Effect of ambient temperature**

The units are calibrated for an ambient temperature of +23°C. To determine the rated current for a lower or higher ambient temperature, use a correction factor from the table below:

Ambient temperature (°C)	Correction factor
- 5	0,85
+10	0,95
+23	1,00
+40	1,08
+60	1,21

**Tripping characteristics**



**Example**

Rated current at +23°C	10,0 A
Ambient temperature	+60°C
Correction factor	1,21
Chosen rated current at +60°C ambient temperature	10,0 A x 1,21 = 12,1 A

**Technical data**

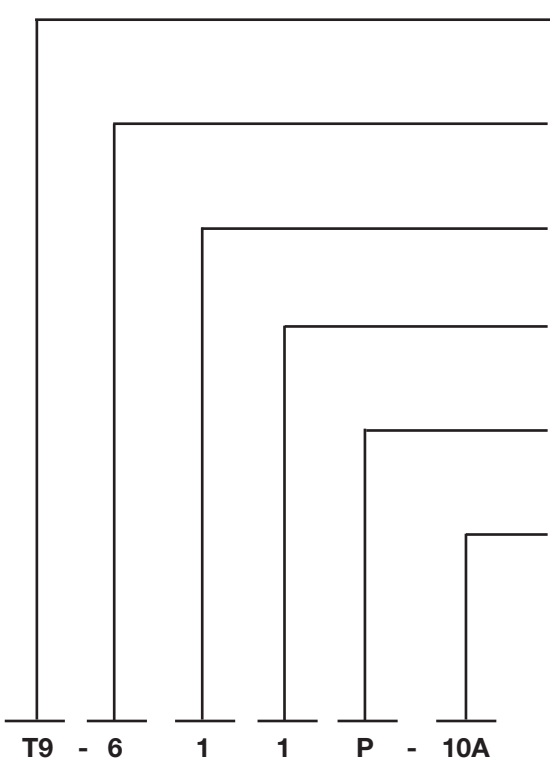
Rated voltage $U_e$	see approvals	AC 240 V, 50/60 Hz DC 48/32 V
Rated current $I_n$	see approvals	4 - 16 A
Conditional short circuit current	IEC: Inc, PC1, AC 240 V CSA: SC, AC 240 V / DC 48/32 V	2000 A 2000 A
Overload rating	according to CSA C22.2 235	OL0 240 VAC OL0 48 and 32 VDC
Degree of protection	Accessible range Termination range	IP 40 IP 00
Dielectric strength		AC 1500 V
Insulation resistance	DC 500 V	> 100 MΩ
Ambient temperature	5-16 A 4 A	-5°C to 60°C -5°C to 50°C
Type of actuation	Reset Type (manual)	R
Type of tripping		Cycling trip-free
Weight		9 g

**Approvals**

		Rated currents	Rated voltage AC	Rated voltage DC
UL US	UL 1077	4 - 8 A 10 - 16 A	240 V 240 V	48 V 32 V
	UL CSA C22.2 235	4 - 8 A 10 - 16 A	240 V 240 V	48 V 32 V
VDE	IEC 60934	4 - 12 A >12 - 16 A	240 V 240 V	48 V 32 V
		CQC GB 17701	4 - 16 A	240 V

Actual information about approvals can be found on: [www.schurter.com/approvals](http://www.schurter.com/approvals)

**Order code**



**Basic type**

**T9** single pole, thermal overload switch, cycling trip-free

**Mounting style**

**6** snap-in type for panel thickness 0.8...2.0 mm  
recommended panel thickness: 0.8 / 1.2 / 1.6 / 2.0 mm

**Actuation type**

**1** reset type (R-type)

**Terminal type**

**1** 6.3 x 0.8 mm quick connect terminals IEC 61210

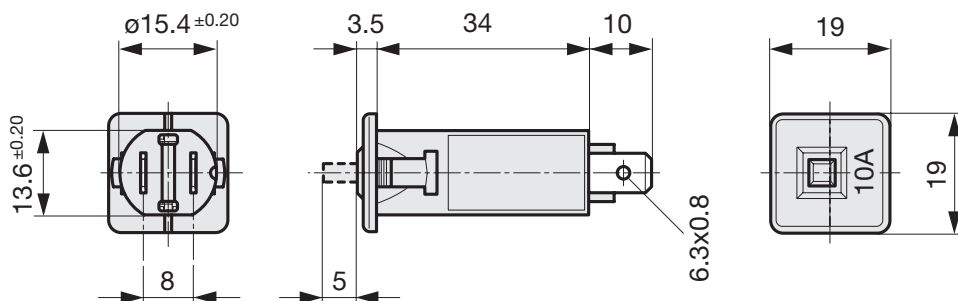
**Front printing**

**P** rated current printed on front

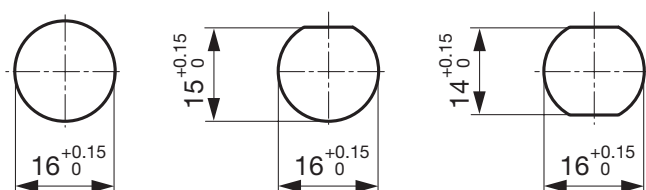
**Rated current**

- 4 A    10 A
- 5 A    12 A
- 6 A    14 A
- 7 A    15 A
- 8 A    16 A

**Dimensions**



**Mounting Holes**



Panel thickness S= 0.8 - 2.0 mm Recommended panel thickness: 0.8 / 1.2 / 1.6 / 2.0 mm